

BA-BE-BI-BO-BU-BÃO

ba-be-bi-bo-bu-bão

ba-be-bi-bo-bu-bão

PINTE DE ACORDO COM O
CÓDIGO:

BA-ba

BE-be

BI-bi

BO-bo

BU-bu

BE	bu	BI	ba	bi		
bo	be	BO	be	bi		
bu	BA	bi	BO	BI	ba	BO
be	BE	bo	BU	bi	bo	BI

PINTE A LETRA B:

B	C	D	B	F	G	B	H	B	I	B	A	B	E
i	B	B	o	U	B	J	L	M	B	N	B	o	B
B	P	Q	B	R	S	T	B	U	V	B	X	B	Z

PINTE AS PALAVRAS QUE INICIAM COM B:

BOBO	VACA	Bibi	VIVA	BIA	VIU
vivi	BOBA	vevê	VAI	VOA	BOBÃO
vevê	Boi	viva	BAÚ	BOA	VIA


VAMOS APRENDER A FAZER A LETRA **B**?

FORO...



BOLA

bola



BBBBBBBBBBBBBB

B

bbbbbbbbbbbbbb

b


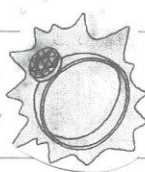
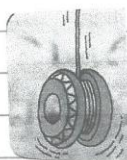
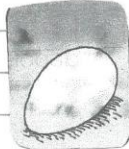
BBBBBBBBBBBBBB

B

bbbbbbbbbbbbbb

b

COLOQUE A LETRA INICIAL:



Seg Ter Qua Qui Sex Sáb Dom

/ /





bebê

B B b b

PASSE O LÁPIS NOS PONTINHOS:

B B B B B B

b b b b b b

BA


BE

BI

BO

BU

PINTE A LETRA B:



MONTE A SÍLABA:



A = _____

E = _____

i = _____

o = _____

u = _____



B B

b b



FORME AS SÍLABAS:

	+	A	E	I	O	U
	B					

Seg Ter Qua Qui Sex Sáb Dom

/ /

Nome: Data:

Preencha os pontinhos.

bbbbbbbbbbbbbbbb

bbbbbbbbbbbbbbbb














bbbbbbbbbbbbbbbb







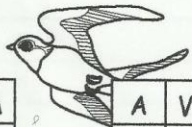
bbbbbbbbbbbbbbbb

bbbbbbbbbbbbbbbb


bbbbbbbbbbbbbbbb



COLOQUE OS SÍMBOLOS QUE FORMAM OS NOMES DOS DESENHOS:

VA							
VE	VÃO	VO	LE	VI	U	PA	LO
VI	+						
VO	LA	TA	O	VA	VE	CA	A

VU			
	VI O LE TA	O VO	U VA
			
	CA VA LO	PA VÃO	VE LA
			
			A VE

ESCREVA e copie:

			
V _ L _ _	_ V _	V _ L _	V _ V _

		
_ V _	_ V _	L _ V _

Seg Ter Qua Qui Sex Sáb Dom

Nome: Data:

Preencha os pontinhos.

Handwriting practice consisting of ten rows of dotted letters for tracing. Each row contains the word "PONTINHO" repeated ten times in a dotted font.




CA - CO - CU - CÃO

Ca - Co - Cu - Cão

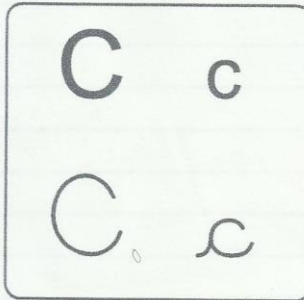
Ca - Co - Cu - Cão

VAMOS APRENDER A ESCREVER A LETRA C?



CAVALO

cavalos



C C C C C C C C C C C C C C C C

C

c c c c c c c c c c c c c c c c


c

C C C C C C C C C C C C C C C C

C

c c c c c c c c c c c c c c c c

c



→ A = _____ CA-CØ-CU-CÃØ
 → Ø = _____ ca-co-cu-cão
 → U = _____ ca-co-cu-cão
 → Ão = _____


PINTE A LETRA C:

C	A	B	C	D	C	A	E	C	i	C	Ø
U	C	E	F	C	G	C	H	i	C	J	C
K	L	C	M	C	N	O	C	P	Q	C	R

PINTE AS PALAVRAS QUE INICIAM COM C:

CACØ	BOLA	CØCA	BALA	CAI	BOI
BOBO	CUCA	BØA	CUECA	BIA	CUICA

PINTE O QUE INICIA COM C:



Faça a letra C:

C C C C C C C C C C

C C C C C C C C C C

C C C C C C C C C C

SEPARE AS SILOBAS:

COCA			CUECA			
CUCO			CUICA			
BICO			ACABA			
ECO			COCADA			
BECO			ACABOU			

PINTE CONFORME O CÓDIGO E SEPARE:

OCA	BULE	CUCO	COCA	BEBEU
BALA	BABÃO	BOI	CAIO	CUECA
BIA	COCADA	CABE	BOLO	CACAU

B


B

C

C

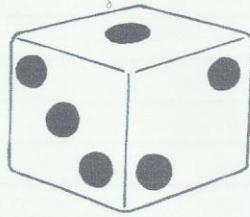
Nome: Data:

Preencha os pontinhos.

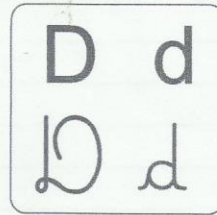


VAMOS APRENDER A ESCREVER A LETRA **D** ?

FOR



DADO
dado



DDDDDDDDDDDDDDDDDD

D

dddddddddddddddddddd

d

DDDDDDDDDDDDDDDDDD

D

dddddddddddddddd

d

PINTE DE
ACORDO COM
O CÓDIGO:

B

C

Qui Sab Sex Sáb Dom

BODE	DEDO	DADO	BANANA
DOCE	BOBA	BALA	DAMA
DOEU	DEDÃO	BOBÃO	BECA
BECO	DIA	DIABO	BOCA
BICA	BULE	BICADA	BUZINA

Nome: Data:

Preencha os pontinhos.

d d d d d d d d d d d d d d d d

d d d d d d d d d d d d d d d d

d d d d d d d d d d d d d d d d

d d d d d d d d d d d d d d d d

d d d d d d d d d d d d d d d d

d d d d d d d d d d d d d d d d



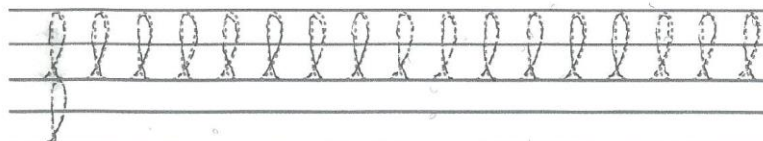
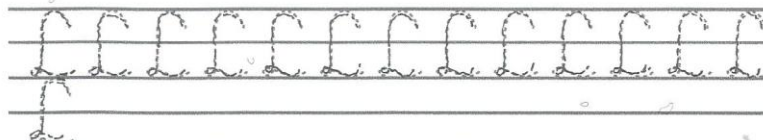



VAMOS APRENDER A ESCREVER A LETRA L?

Fa



LUA

lua



Sáb Dom

ORDENE AS LETRAS E ESCREVA OS NOMES DAS FIGURAS:



Á O E L
O E L



U L
A



Á O L
B A



V L
U A

LA

LE

LI

LO

LU



M A
A L



O L
O B




M L
I A



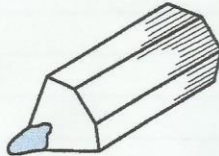
O A
L G

CUBRA OS PONTILHADOS COM CARINHO!



la	le	li	lo	lu
la	le	li	lo	lu
La	Le	Li	Lo	Lu
la	le	li	lo	lu

COMPLETE COM A SÍLABA FALTOSA:



PIS



VA



VRO

Marque as palavras que iniciam com a sílaba marcada:

LA	LAMA	PANELA	BALÉ	LATA	BOLA
LE	LEITE	LARANJA	MALETA	VELA	LEÃO
LI	LIMÃO	LIGA	LAÇO	LIBÉLULA	LUVA
LO	LOTO	LIXO	BULE	NOVELO	LOJA
LU	LUA	FALA	LUVA	LIA	LUTA
LÃO	BALÃO	DEDÃO	SALÃO	FOGÃO	SALÃO

Monte os palavras:

CO LU LO LU LA LI


MÃO LA PA JA A GO

Pinte a letra L que inicia com L:

L	A	B	L	C	L	D	L	E	L	F	L	G	L	H
i	L	J	L	L	M	L	N	L	O	L	P	L	Q	R
S	T	L	U	L	V	X	L	Z	L	A	L	B	C	L

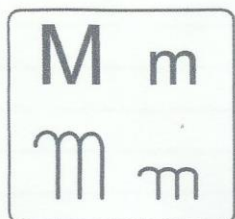
.....
Nome: *Data:*

Preencha os pontinhos.



VAMOS APRENDER A FAZER A LETRA **M**?

FOR



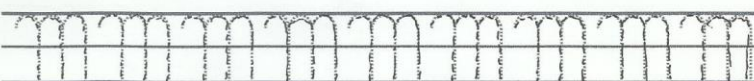
MACACO

MACACO



M



m



m



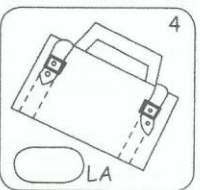



m



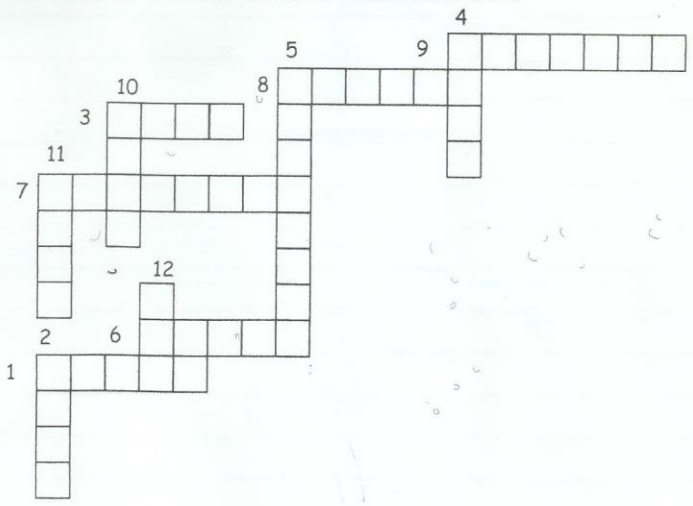
dom

RECORTE E COLE AS SÍLABAS FALTOSAS NAS PALAVRAS:



MA
ME
MI
MO
MU

AGORA, ENCAIXE-AS NA CRUZADINHA!

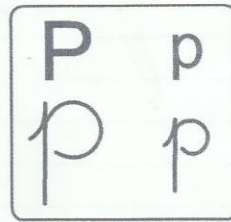


VAMOS APRENDER A FAZER A LETRA P?



PALHAÇO

palhaço



Tracing row for uppercase P

Tracing row for lowercase p

Tracing row for lowercase p

Tracing row for lowercase p

Tracing row for lowercase p

Tracing row for lowercase p

Tracing row for lowercase p

Tracing row for lowercase p

Tracing row for lowercase p

Tracing row for lowercase p

Tracing row for lowercase p

Tracing row for lowercase p

•UM LABIRINTO DIFERENTE.
 COLORA O CAMINHO DOS DESENHOS QUE COMEÇAM COM "P"
 ATÉ A CHEGADA QUE INDICA A LETRA "P".
 FAÇA O MESMO COM O PERCURSO DA LETRA "M".

SAIDA
P

SAIDA
M



CHEGADA
P

CHEGADA
M



A = _____
 E = _____
 i = _____
 o = _____
 u = _____

MONTE OS POVUROS:

PA	U	PA	PI	PO	PAI	PE	PA	ÃO	PA
----	---	----	----	----	-----	----	----	----	----


••	_____	◐◑	_____	◐◑	_____	◐◑	_____
◐	_____	◐◑	_____	◐◑	_____	◐◑	_____
••	_____	◐◑	_____	◐◑	_____	◐◑	_____

COMPLETE COM PA-PE-PI-PO-PU:

_____ A	_____ NELA	CHU _____ TA
_____ ÇO	_____ DIM	CO _____
_____ CA	_____ MADA	_____ NICO

Nome: Data:

Preencha os pontinhos.



ORDENE AS SÍLABAS:

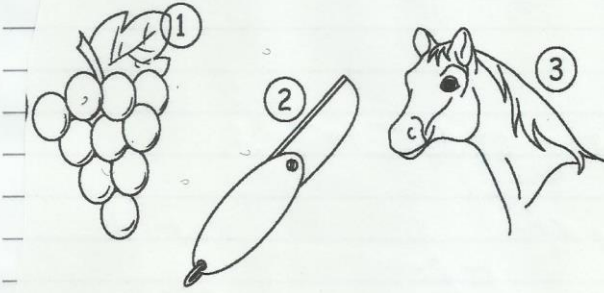
VE - A - LÃ _____ NO - LO - VE _____
 DO - LE - VA _____ ãO - VI - A _____
 VA - CA - LO _____ LãO - VI - O _____

ESCREVA AS PALAVRAS CONFORME AS SÍLABAS:

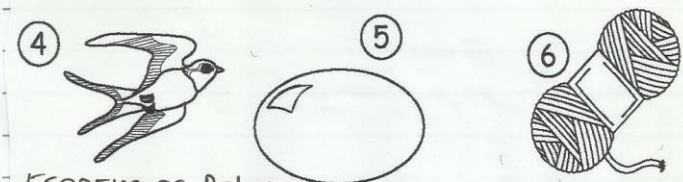
VO VÔ CA LO VA _____ 1- □ _____
 NA VÓ VI O VO _____ 2- ⬡ _____
 _____ 3- ○ _____
 _____ 4- ▸ _____

NUMERE DE ACORDO COM O

DESENHO:



() CANIVETE
 () OVO
 () UVA
 () CAVALO
 () NOVELO
 () AVE



ESCREVA AS PALAVRAS:



P_N_L_ P__N_ M_N-N_ B_N_ P_N_



N_ B_N_N_ B_N-C_ N_V__

Seg Ter Qua Qui Sex Sáb Dom

COMplete AS PALAVRAS ABAIXO COM A LETRA N E COPIE-AS AO LADO:

	A_A	→	<input type="text"/>	NA
<input type="text"/>	CA_ECA	←		NE
	CA_O	→	<input type="text"/>	NI
<input type="text"/>	ALU_A	←		NO
	A_O	→	<input type="text"/>	NU
<input type="text"/>	_ÃO	←		
	A_EL	→	<input type="text"/>	
<input type="text"/>	_Ó	←		

COMplete COM NA, NE, NI, NO OU NU:

PIA__

ME__

PE__

CA__DO

BA__

__TA

BO__

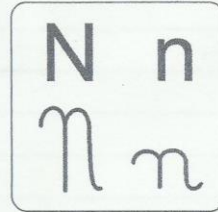
__VIO

VAMOS APRENDER A ESCREVER A LETRA N ?

Foi



NAVE
nave



NNNNNNNNNNNNNNNNNN

N

nnnnnnnnnnnnnnnnnn

n

NNNNNNNNNNNNNNNNNN

N

nnnnnnnnnnnnnnnnnn

n


NNNNNNNNNNNNNNNNNN

NNNNNNNNNNNNNNNNNN

NNNNNNNNNNNNNNNNNN

.....
Nome: Data:

Preencha os pontinhos.


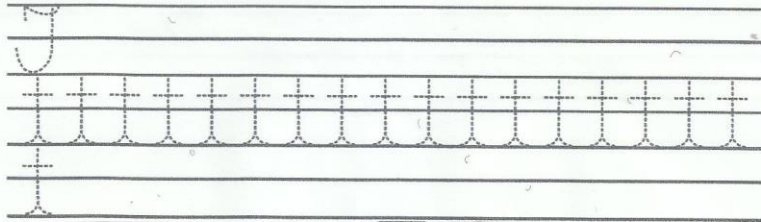
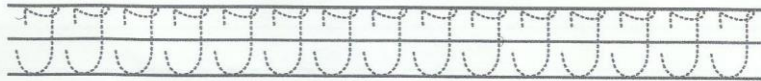
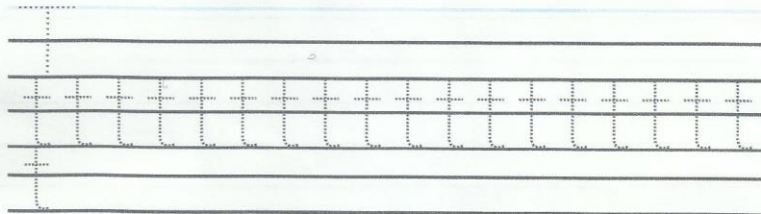

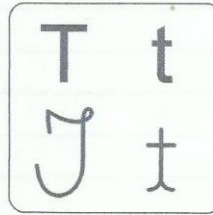


VAMOS APRENDER A ESCREVER A LETRA T?

For



TELEFONE
telefone



Nome: Data:

Preencha os pontinhos.





RA · RE · RI · RO · RU · RÃO

ra · re · ri - ro - ru · rão

ra · re · ri - ro - ru · rão

PINTE SOMENTE A LETRA R:

R	R	T	U	R	S	D	R	R	O
⌘	△	R	M	R	T	R	α	⌘	△
⌘	⌘	△	⊕	⌘	⌘	△	⊕	⌘	△

PINTE SOMENTE O QUE INICIA COM R:

RICO	REMÉDIO	TOMADA	RETA	TAPETE
POMADA	REMO	RATO	REI	TATU
PIPOCA	REDE	RIA	TIME	TOPO

LEIA E SEPRE AS SÍLABAS:

REI		RENATA			
RUA		RENATO			
RIO		ROUPA			
RIA		RECADO			
RICO		RÁDIO			
RICA		RÚCULA			
REMO		ROBÔ			
ROLA		RIMA			
RUMO		RUMO			
REDE		ROLO			
RATO		RODO			
RATA		REMADA			
RATÃO		RAMELA			

rato reto rico ruído rótulo
 roda remo rede roupa recado
 rio rodo rola ralado rápido

ra ●	re ■	ri ▲	ro +	ru ..
---------	---------	---------	---------	----------

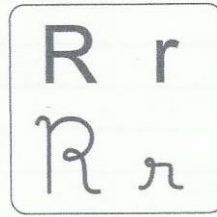
VAMOS APRENDER A ESCREVER A LETRA R?

Form



RATO

rato



RRRRRRRRRRRRRRRRRR

R

rrrrrrrrrrrrrrrrrr

r

RRRRRRRRRRRRRRRR

R

r

r

RRRRRRRRRRRRRRRR

RRRRRRRRRRRRRRRR

RRRRRRRRRRRRRRRR

RRRRRRRRRRRRRRRR

Dom



LEGENDA:





 RATO
 REI
 ROUPA
 RAI0
 RABO

RA
RE
RI
RO
RU

O  RINO É RÁPIDO COMO O .
 ELE ROEU A  DO  RUI.
 A  DO  FICOU ROÍDA.
 O  RUI PEGOU O  RINO PELO .
 O  DO  RINO DOEU.
 - UI! UI! UI! - FALOU O  RINO.
 - HA! HA! HA! - RIU O  RUI.

TRADUZA O TEXTO ENIGMÁTICO:

COMPLETE AS PALAVRAS COM RA, RE, RI, RO, RU. DEPOIS, COPIE AS PALAVRAS:

	___DA	<input type="text"/>
	___MO	<input type="text"/>
	___DE	<input type="text"/>
	___DO	<input type="text"/>

RA
RE
RI
RO
RU

FORME PALAVRAS, JUNTANDO AS SÍLABAS. FAÇA COMO NO EXEMPLO:

1	2	3	4	5	6
RO	RE	MÉ	PA	DE	BÔ

7	8	9	10	11	12
RI	ROU	DA	DI	O	TA

1 e 9 _____ RODA

8 e 4 _____

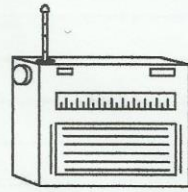
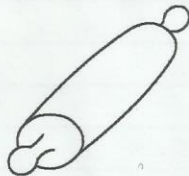
7 e 11 _____

1 e 6 _____

2 e 5 _____

2 e 12 _____

ESCREVA OS NOMES DOS DESENHOS:




RA

RE

RI

RO

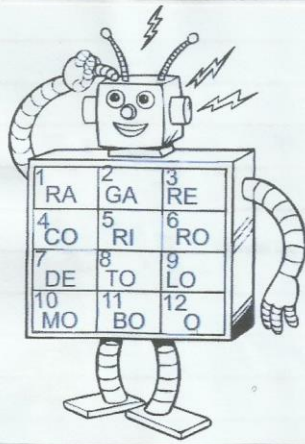
RU



ra re ri ro ru

Ra Re Ri Ro Ru

MONTE AS PALAVRAS:



3-2	6-9	_____
1-8	1-10	_____
3-10	3-7	_____
1-11	5-12	_____
5-4	1-9	_____

MONTE OS PALAVRAS:

+	MO	TO	BO	LO
RA				
+	CA	FA	TA	PA
RI				
+	DE	MO	TO	LA
RE				

Seg Ter Qua Qui Sex Sáb Dom

/ /

.....
Nome: *Data:*

Preencha os pontinhos.

.....
.....
.....
.....
.....
.....
.....
.....
.....
.....

SA . SE . SI . SO . SU
 sa . se . si . so . su
 sa . se . si . so . su



PINTE SOMENTE A LETRA S:

S	E	S	D	F	S	S	S	T	U
S	↳	E	∩	↳	U	∩	O	↳	∩
↳	l	↳	m	↳	m	n	↳	↳	∩

PINTE SOMENTE O QUE INICIA COM S:

SAPO	REDE	SACO	SACOLA	RICA
SACOLÃO	SACADA	TOMADA	SAPÓLIO	SABONETE
COTONETE	SINO	CARIDADE	SEI	SUA

LEIA E SEPRE AS SÍLABAS:

SAPO			SEMANA			
SAPA			SACADA			
SOPA			SENADO			
SINO			SUADO			
SUA			SUADA			
SEU			SOVACO			
SEI			SACOLA			
SAPÃO			SACOLÃO			
SOPÃO			SAÍDA			
SAI			SUCO			
SINA			SEITA			
SOCO			SOVADO			
SEDE			SOLA			


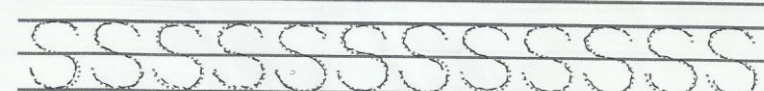
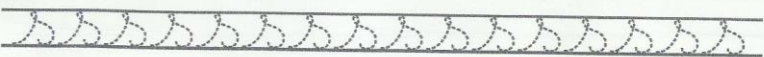
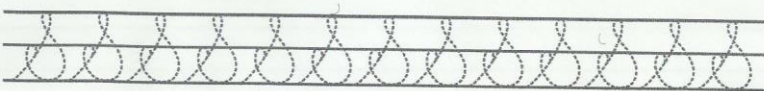
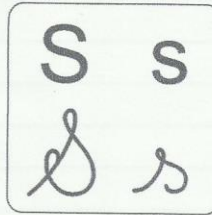
sa se si so su
 □ □ + △ ○

sapato semente sofá sino
 sacola sinal saíva seco
 sabido solução selo saúde
 sítio suco solo sala









VAMOS APRENDER A ESCREVER A LETRA S?











SAPO
sapo











1º) Vamos decifrar os códigos?





 = A	 = O	 = S
 = L	 = E	 = R
 = M	 = C	





   






   





   





   





   





   




    





   




   





   




   




  




   


     

MONTE OS POLOVROS:

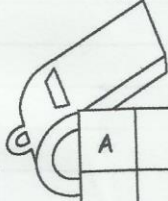
INORNI



O			O



		N	O



A			T	O



		T	E	C	A



		P	A	T	O




		I	A

MARCA O POLOURO CORRETO E COPIE:



SABIÁ
SEU
SAPO
SABIDO



SUCO
SÃO
SOPA
SUADO



SEDE
SOL
SOMA
SODA




SACADA
SOPAPO
SABÃO
SAIA

Seg Ter Qua Qui Sex Sáb Dom

/ /


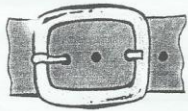
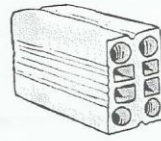
Nome: Data:

Preencha os pontinhos.



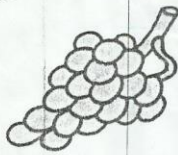
SEPRE AS SILABAS:

FORONI




Ligue o nome ao desenho:

9



uva
vela
ave
nove
viola




Seg Ter Qua Qui Sex Sáb Dom

/ /

Nome: Data:

Preencha os pontinhos.




AJUDE O JUCAA COMPLETAR AS FICHAS.

1. _____ 3. _____ 5. _____
 2. _____ 4. _____ 6. _____

NUMERE:


- JABUTI _____
- JACÁ _____
- JIPE _____
- BEIJO _____
- JACA _____
- CAJU _____
- JACARÉ _____
- JIBÓIA _____
- FEIJÃO _____
- JAMELÃO _____

VAMOS APRENDER A FAZER A LETRA J?



JACARÉ

jacaré



J

j

J J J J J J J J J J J J J J J J

j

j j j j j j j j j j j j j j j j

J




J J J J J J J J J J J J J J J J

J J J J J J J J J J J J J J J J

J J J J J J J J J J J J J J J J

Nome: Data:

Preencha os pontinhos.

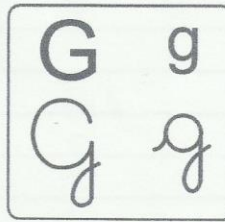


VAMOS APRENDER A FAZER A LETRA G?

Fo



GATO
gato



G

g

g g

g

g g

g

MONTE AS PALAVRAS:


FI	GA	FI	GO
ADE			
APA			
GU			
FU			

Seg Ter Qua Qui Sex Sáb Dom

/ /

Nome: Data:

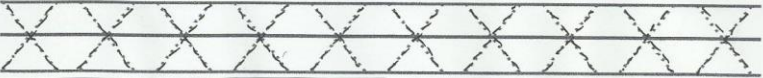
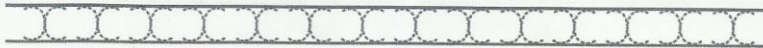
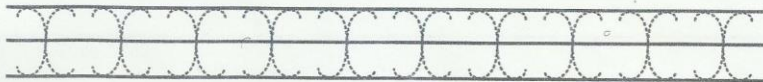
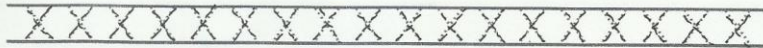
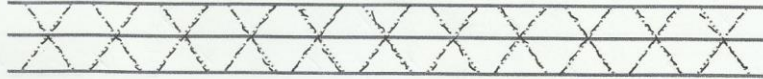
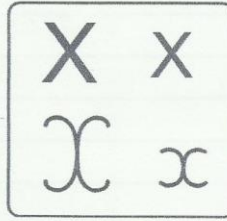
Preencha os pontinhos.



VAMOS APRENDER A FAZER A LETRA X?



XÍCARA
xícara





XA - XE - XI - XO - XU - XÃO

Xa - Xe - Xi - Xo - Xu - Xão

Xã - xe - xi - xo - xu - xão

Pinte a LETRA X:

X	A	B	F	X	G	C	D	X	L	M	X	N	O	P	X	Q
R	X	S	X	T	X	U	X	V	X	Z	A	X	F	X	B	C
D	L	X	M	N	C	X	D	H	i	X	J	L	X	K	M	X

PINTE AS PALAVRAS QUE INICIAM COM X:

XALE	LATA	XÍCARA	BABÁ	XAMPU
VACA	XUXA	RALO	XIS	GOIABA
LEITE	MATO	BOLO	GAGO	MACACO

MONTE AS PALAVRAS:

1	2	3	4	5	6	7	8	9	10	11	12	13	14	15	16	17	18												
X	A	X	E	L	E	A	C	A	M	E	C	A	T	E	X	A	O	R	E	R	O	P	E	P	E	R	I	F	E

- 4 + 6 = _____
- 16 + 4 = _____
- 8 + 12 = _____
- 8 + 1 = _____
- 8 + 3 + 11 = _____
- 13 + 9 + 4 = _____
- 9 + 4 + 17 + 10 = _____
- 1 + 14 + 15 = _____
- 4 + 17 + 18 = _____
- 14 + 3 = _____
- 14 + 1 = _____

Nome: Data:

Preencha os pontinhos.

.....

.....

.....

.....

.....

.....

.....

.....

.....



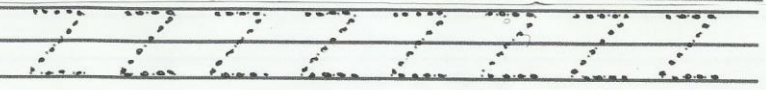


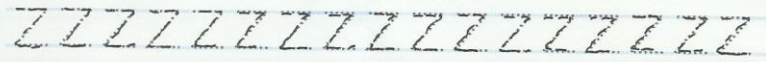

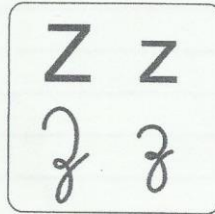
.....

.....

VAMOS APRENDER A ESCREVER A LETRA Z?




ZEBRA
zebra



Nome: Data:

Preencha os pontinhos.



Pinte da mesma cor os balõeszinhos que formam o nome de cada desenho.
 Escreva a palavra à frente de cada desenho.

