












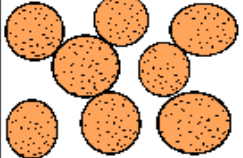













COLOQUE O NÚMERO DE FRUTAS EM CADA CONJUNTO:

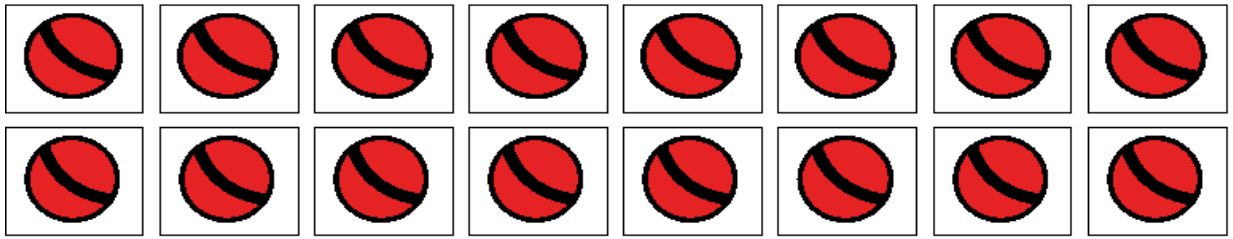
- |   |   |   |   |   |
|---|---|---|---|---|
| 1 | 2 | 3 | 4 | 5 |
|---|---|---|---|---|

|  |  |
|--|--|
|   |  |
|   |  |
|   |  |
|   |  |
|  |  |

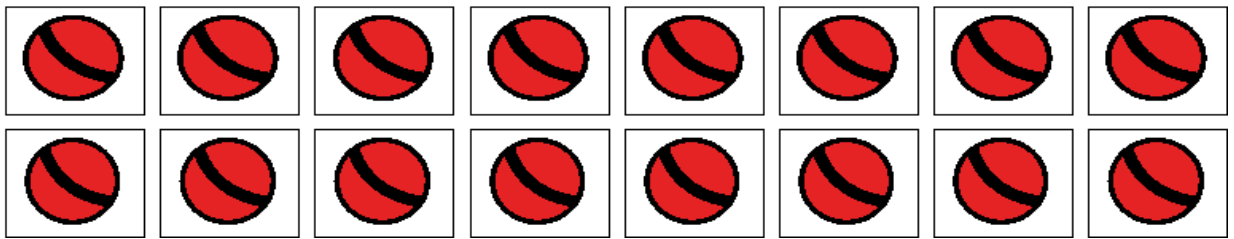
ESCREVA NOS BALÕES A QUANTIDADE DE DESENHOS:

|   |   |  |   |
|---|---|--|---|
|  |  |  |  |
|  |  |  |  |
|  |  |  |  |
|  |  |  |  |
|  |  |  |  |

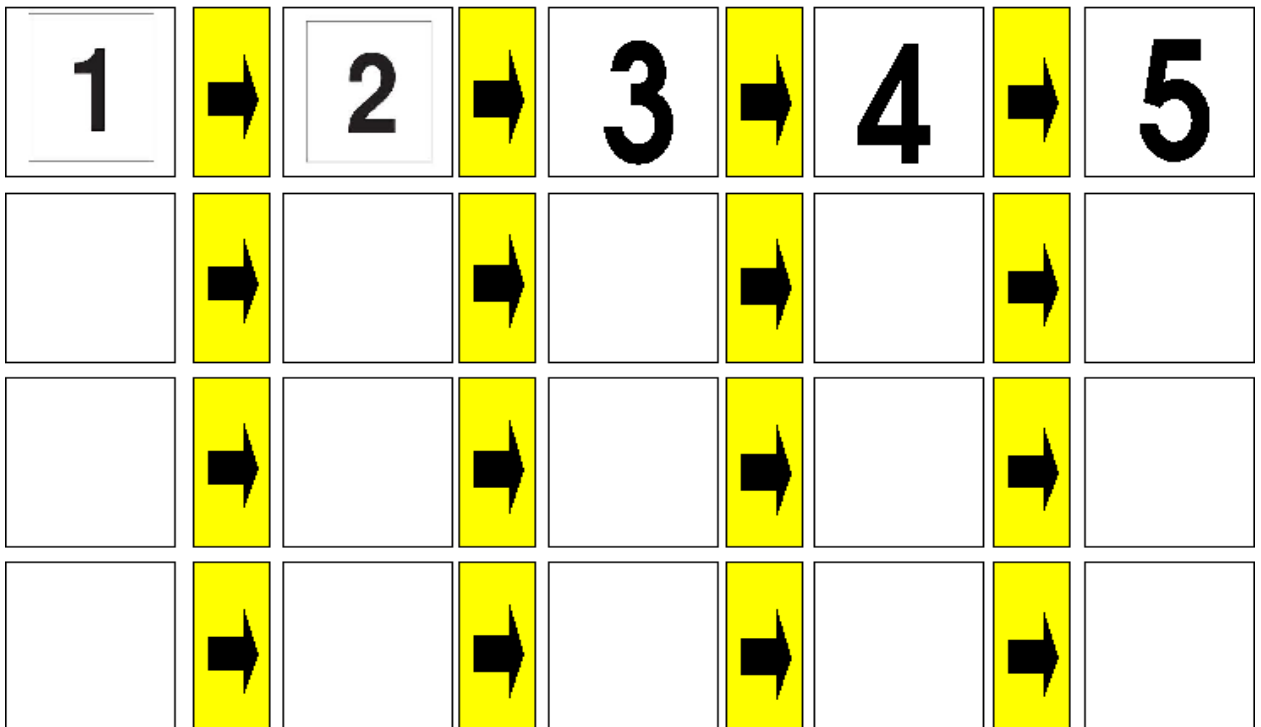
$$16 - \square = 8$$




$$16 - \square = 9$$



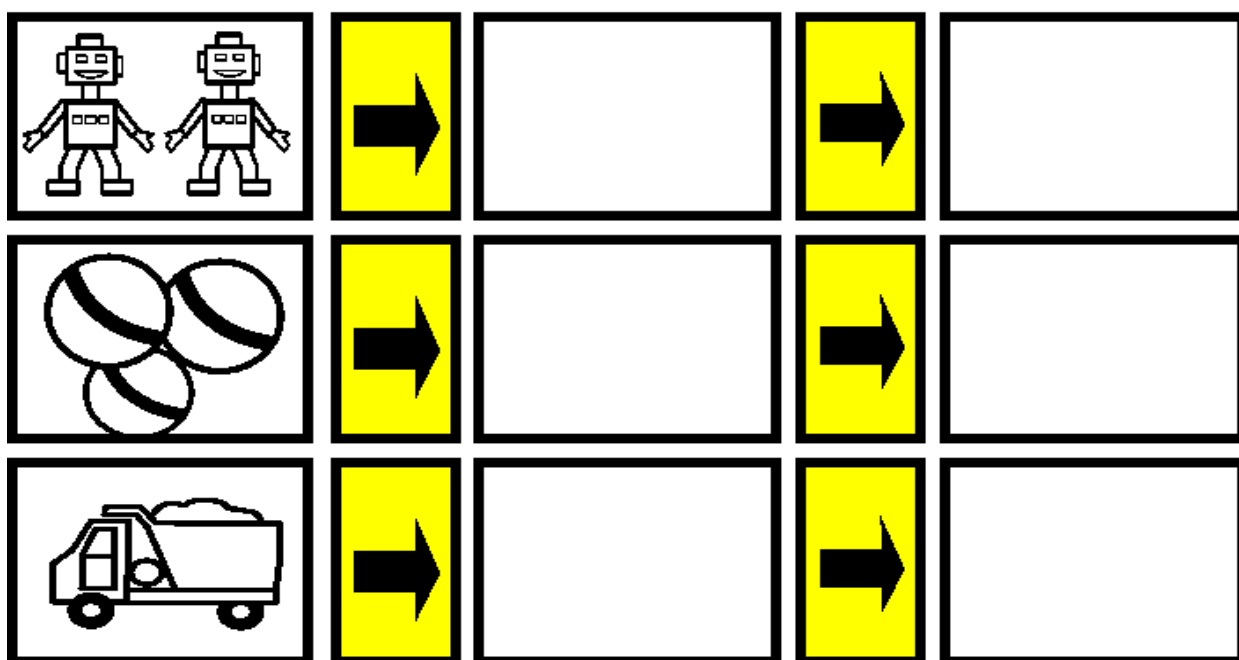
COPIE AS SEQUENCIAS ATÉ O FIM:



PINTE OS DESENHOS QUE TEM COM CINCO ELEMENTOS:



COLOQUE OS NÚMEROS DE DESENHOS NO LOCAL CERTO E COPIE AO LADO:




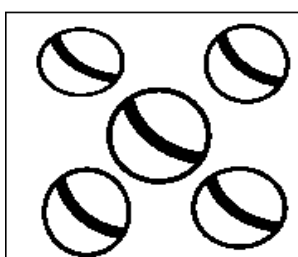


1 2 3




COLE NOS ESPAÇOS SOMENTE O NÚMERO DE DESENHOS INDICADOS. USE AS FICHAS ABAIXO.

5

|  |  |  |
|--|--|--|
|  |  |  |
|--|--|--|



QUANTAS MAÇÃS TEM NA ÁRVORE?



QUANTAS MAÇÃS TEM NO CHÃO?

