




ALFABETO BRAILLE



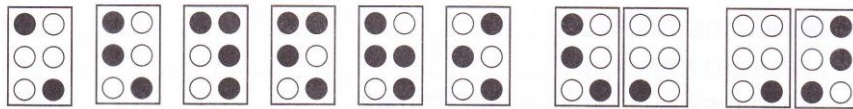
A B C D E F G H I J




K L M N O P Q R S T




U V W X Y Z Ç É Á Ú



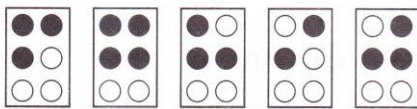
Â Ê Ô À Ü Õ Abrir Parênteses Fechar Parênteses



Í Ã Ó , ; : ? ! " " *



Ponto Hifen Sinal de Maiúsculo R\$ Sinal de nº 1 2 3 4 5



6 7 8 9 0

JOGO DA MEMÓRIA BRAILLE – ALFABETO E NÚMEROS

OS ALFABETOS A SEGUIR PODEM SER UTILIZADOS PARA DIVERSOS FINS (PÁGS. 08 A 26).

DICAS:


1. PARA O ALFABETO E O ALFABETO EM BRAILLE SEREM RECONHECIDOS PELO TATO, SÃO NECESSÁRIAS UMA CAMADA DE COLA PLÁSTICA (PARA FICAR EM ALTO RELEVO) OU CÍRCULOS DE E.V.A. DEVEM SER DESTACADOS SOMENTE OS CÍRCULOS EM PRETO.
2. AS LETRAS E OS NÚMEROS PODEM SER SEPARADOS E CADA GRUPO DE ALUNOS DEVERÁ ESTAR COM UM JOGO DA MEMÓRIA.
3. O ALFABETO COMUM OU EM BRAILLE PODE SER USADO COMO ALFABETO MÓVEL.
4. RECORTE E COLE AS CARTAS EM UMA CARTOLINA.
5. AS CARTAS DO ALFABETO EM BRAILLE POSSUEM UMA MARCAÇÃO SUPERIOR E CENTRAL PARA RECONHECIMENTO DE SUA POSIÇÃO.

OBJETIVO:


- RELACIONAR O ALFABETO COM O ALFABETO EM BRAILLE PELA PERCEPÇÃO TÁTIL.

COMO JOGAR:


- COLOQUE AS LETRAS VIRADAS PARA BAIXO;
- JOGUE INDIVIDUALMENTE OU EM GRUPO;
- CADA ALUNO DEVE LOCALIZAR OS PARES;
- QUANDO ENCONTRAR, PEGA AS CARTAS PARA SI;
- GANHA QUEM CONSEGUIR O MAIOR NÚMERO DE CARTAS.




A




B




C




D




E




F




G




H




I




J




K




L




M




N




O




P




Q




R




S




T




U




V




W




X




Y




Z




Sinal de Número




0




1



2



3



4

5

6

7

8

9

A

D

C