


Quem é você?

Desenhe você no espaço abaixo.



Você é menino ou menina?



Do que você gosta?

Procure em revistas ou jornais figuras de roupas que você gosta de usar e cole-as aqui.




Procure em revistas ou jornais figuras de brinquedos que você gosta.

Todas as pessoas têm uma família.

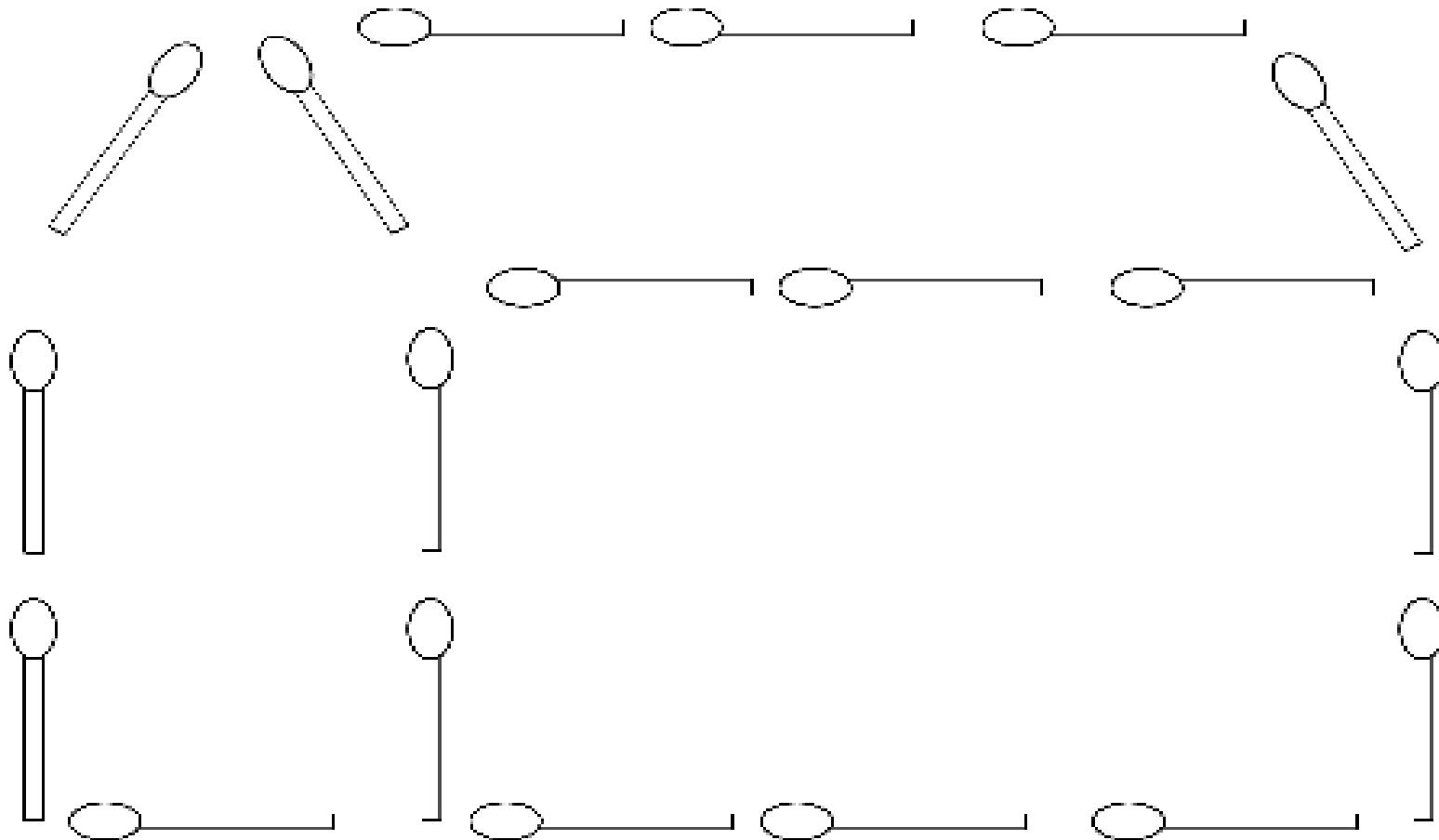


Pinte essa família feliz.


Passa o dedinho com cola colorida azul, e pinte os meios de transporte.




A casa é o lugar onde vivemos.
Cole palitos de fósforo e forme está linda casa




Pinte a maçã com cola colorida vermelha.




Cole bolinhas de papel crepom vermelho no morango.




Pinte de giz de cera verde.




Pinte o barco de amarelo e enfeite a figura colocando bolinhas de papel.



Passa o dedinho na tinta amarela, e pinta o sol.





Pinte o aquário de azul.





Pinte a boneca maior.






Pinte de vermelho o coração menor.



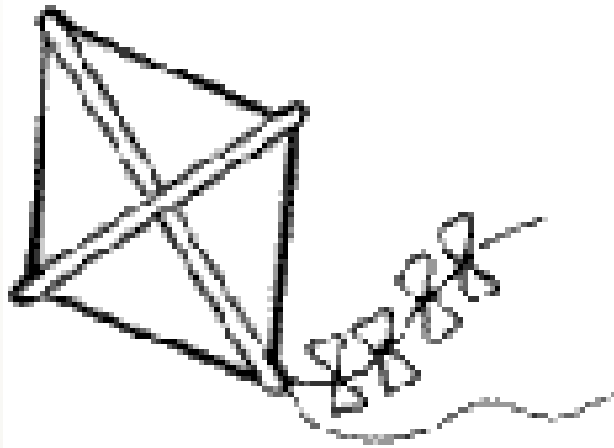
Pinte os bolos iguais.



Pinte o elefante diferente.



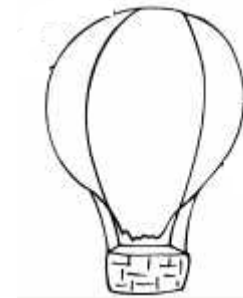
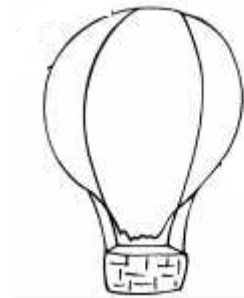

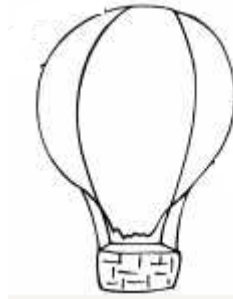
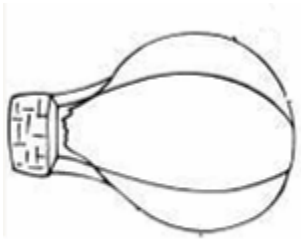
Pinte de amarelo a pipa que está voando mais alto.




Pinte de verde o ursinho mais baixo.



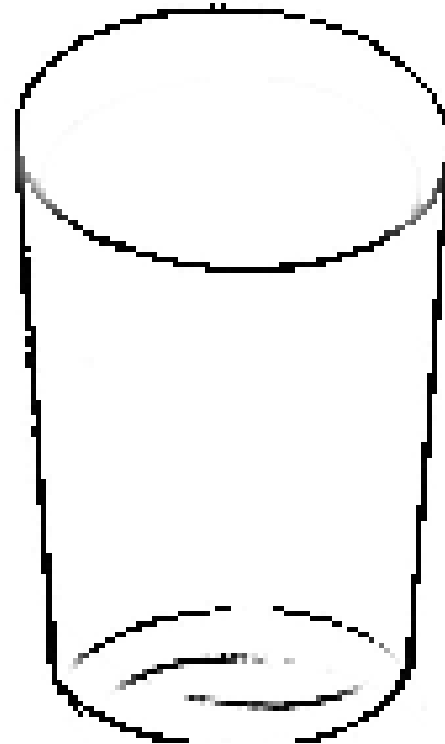
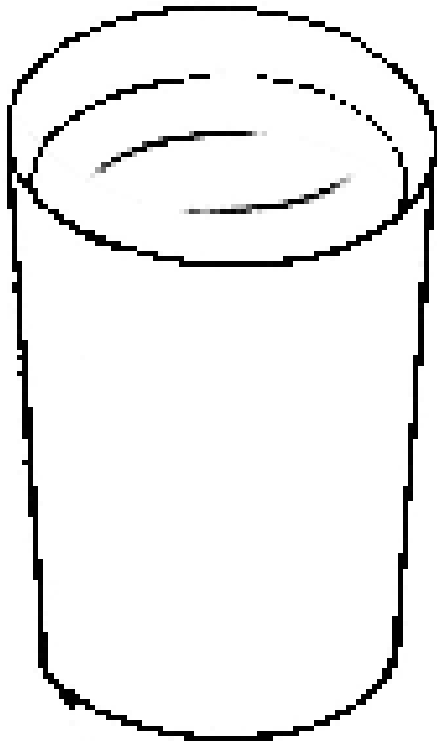
Risque o balão que está na posição diferente dos demais.




Pinte com cola colorida o animal mais alto.




Cole pedacinho de papel no copo que possui mais suco.




Pinte a garrafa que está vazia.




Ponha o nosso peixinho no aquário com água bem azul, depois deixe-o bem colorido.




O nosso trem está vazio. Cole uma bolinha em cada vagão.




Pinte o sorvete que está diferente.



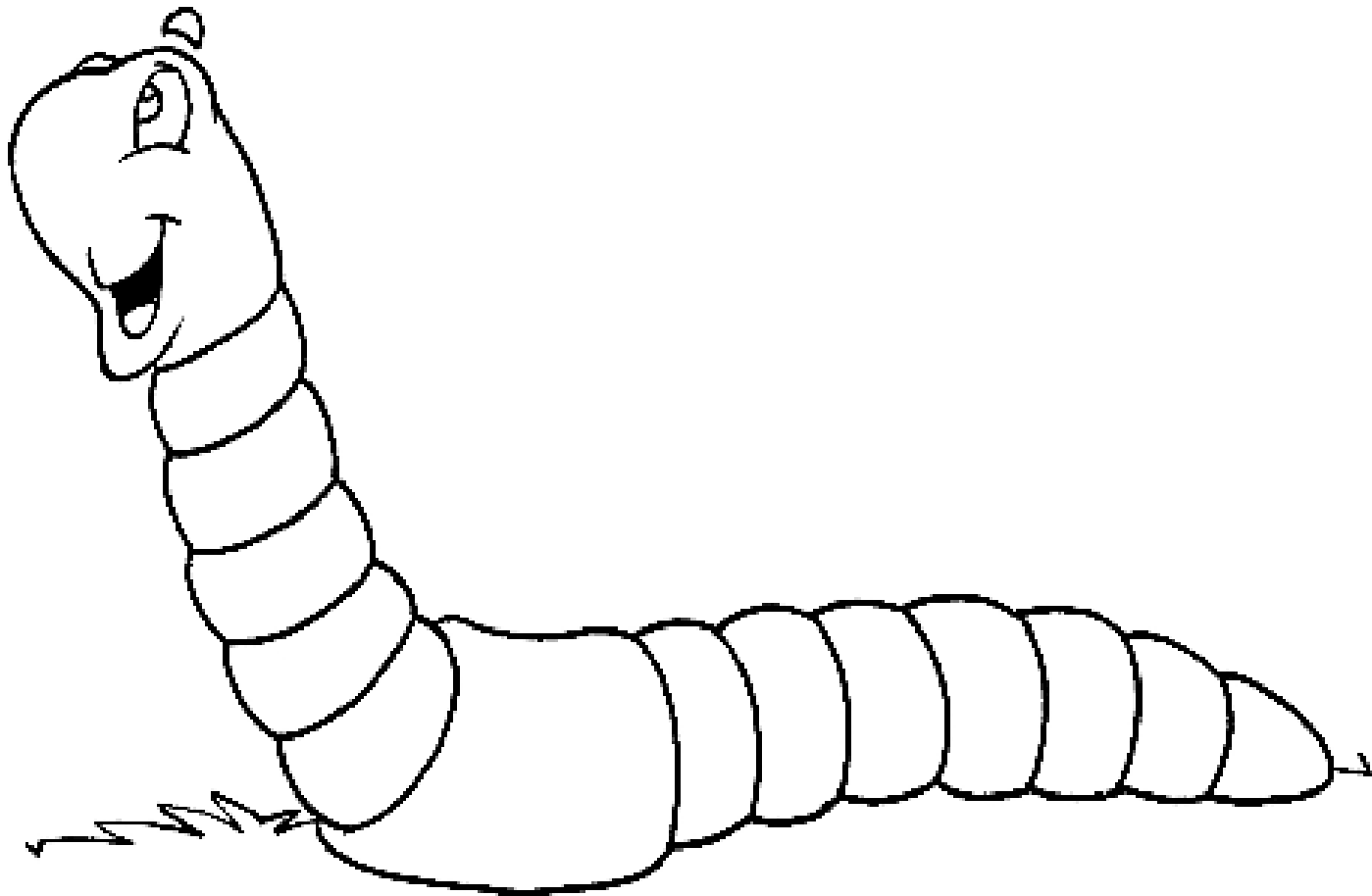
Esse é o círculo. Faça um desenho dentro dele.



Faça uma colagem bem bonita.



Pinte a minhoca bem colorida.



Faça uma linda colagem no palhaço.




Faça uma linda colagem na casinha.



Pinte de amarelo, os rostinhos escondidos na floresta.



Descore esta flor assim: cada pétala com papel laminado prateado, o miolo de papel crepom e o caule de lã marrom.



Divirta-se pintando este belo dia na praia.



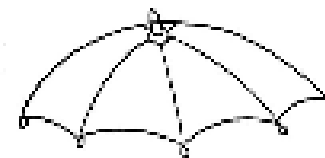
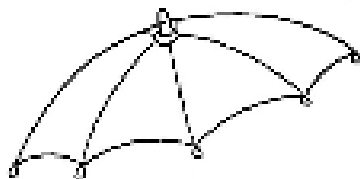
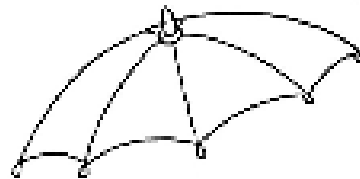
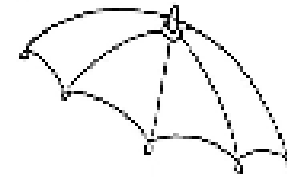
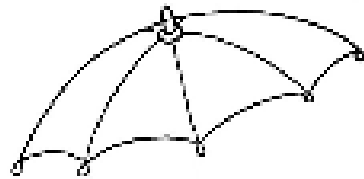
Enfeite a indiazinha com todo carinho.




Faça chover.



Cole palitos de fósforo para completar os guarda-chuvas.




Cole feijão no caminho.



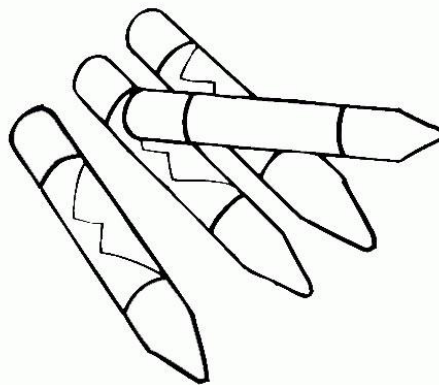
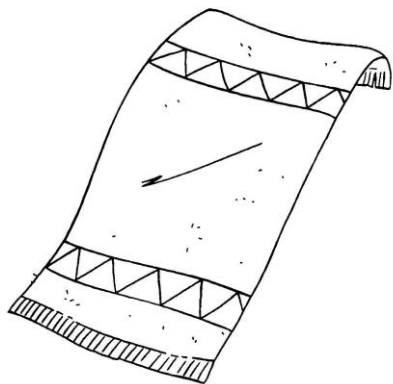
SABÃO, SABÃO...

MÃOZINHAS PERFUMADAS
COMO AS ROSAS, SÃO.
AS MÃOZINHAS QUE USAM
A ÁGUA E O SABÃO.

CABEÇAS DE ALGODÃO,
AS MAIS BONITAS SÃO
AS QUE LEVAM SEMPRE
COM ÁGUA E COM SABÃO!

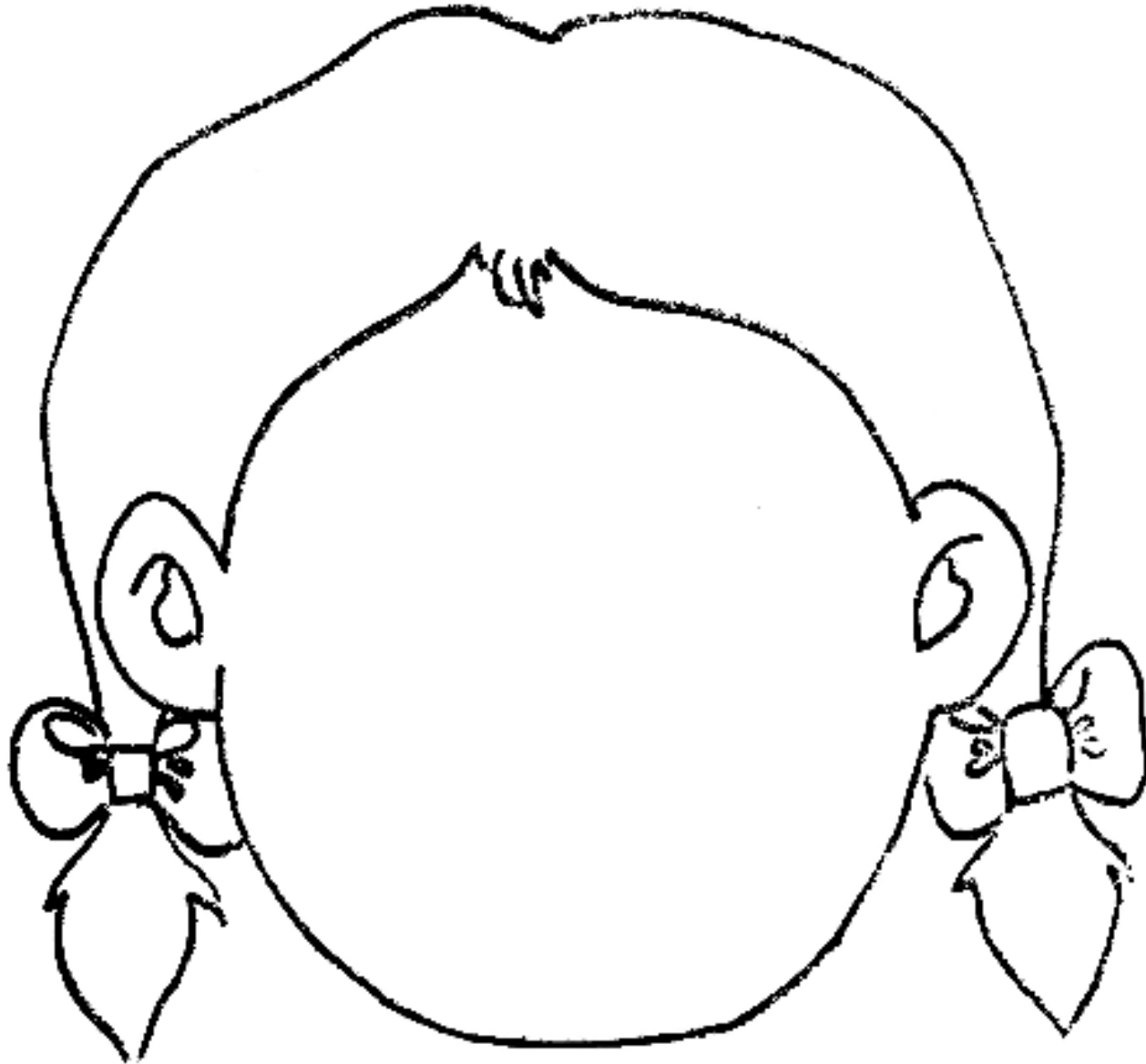


O QUE USAMOS PARA DEIXAR AS MÃOZINHAS BEM LIMPAS?




Desenhe, aqui suas mãozinhas


Complete o rosto da menina.






As plantas são seres vivos



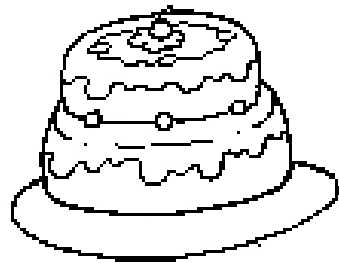

Pinte a fruta que você mais gosta.



Pinte de azul os alimentos doces.



Pinte de verde os alimentos salgados




Alimentos que se bebem

Alimentos que se comem

Carnaval



Enfeite o ovo da Páscoa.




18 de abril - Dia do Livro




19 de abril - Dia do Índio



Dia do trabalho - 1º de maio
Toda profissão é importante.



Dia das Mães- 2º domingo de maio



Festa Junina

