
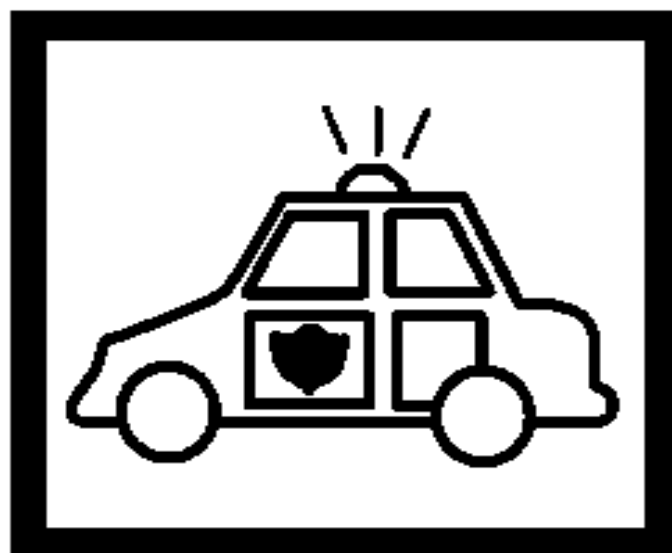





COPIE AS SEQUENCIAS ATÉ O FIM:

1	➔	2	➔	3	➔	4	➔	5
	➔		➔		➔		➔	
	➔		➔		➔		➔	
	➔		➔		➔		➔	

PINTE OS DESENHOS QUE TEM COM CINCO ELEMENTOS:



COLOQUE OS NÚMEROS DE DESENHOS NO LOCAL CERTO E COPIE AO LADO:



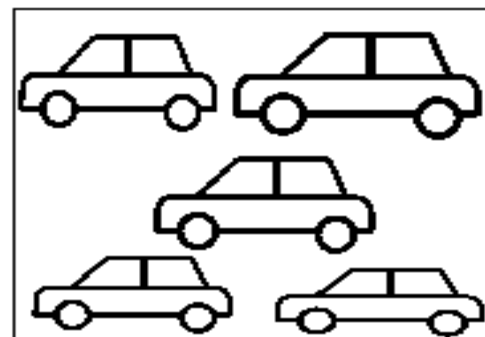
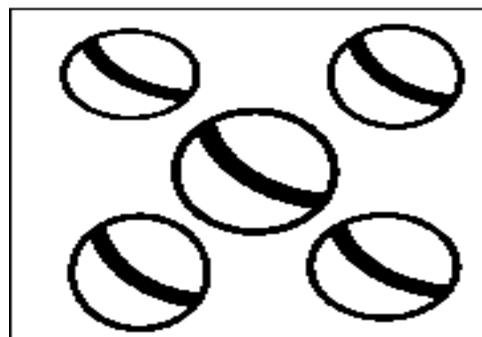

1

2

3

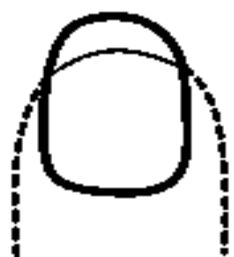
COLE NOS ESPAÇOS SOMENTE O NÚMERO DE DESENHOS INDICADOS. USE AS FICHAS ABAXO.

5



PINTE O QUE INICIA COM A LETRA A:

U



1



ESCREVA AS VOGAIS ATÉ O FIM:

U	→		→		→	
U	→		→		→	
U	→		→		→	
U	→		→		→	

recorte as letras e cole no local indicado.

B

B

C

C

B

B

C

C

B

B

C

C

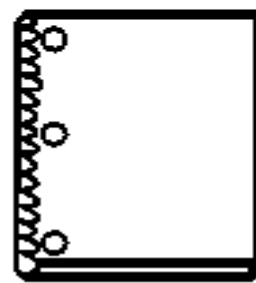
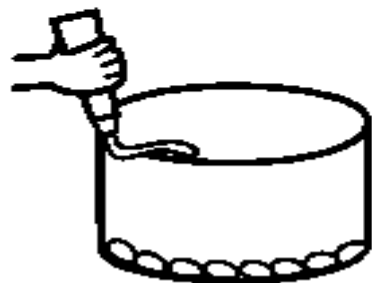

B

C


B

C

COLE O QUE INICIA COM CADA LETRA NO LOCAL CERTO:



RECORTE AS FIGURAS, PINTE E MONTE A PALAVRA NO SEU CADERNO:



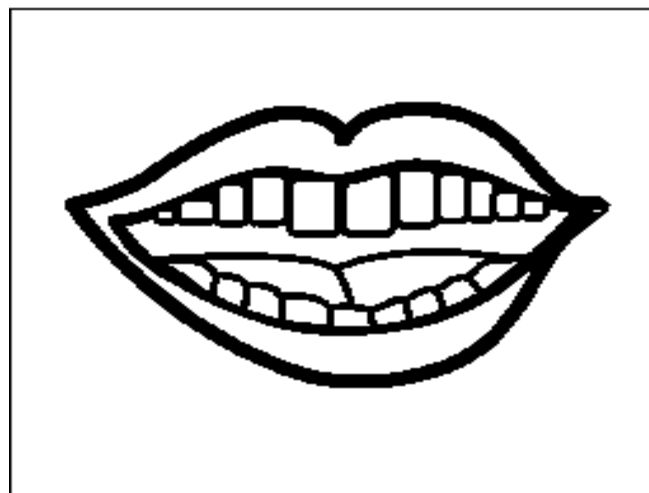
BOLO

B

O

L

O



BOCA


B

O

C

A

RECORTE AS FIGURAS, PINTE E MONTE A PALAVRA NO SEU CADERNO:



BICO

B

I

C

O



BEBÊ

B

E

B

Ê

RECORTE AS FIGURAS, PINTE E MONTE A PALAVRA NO SEU CADERNO:



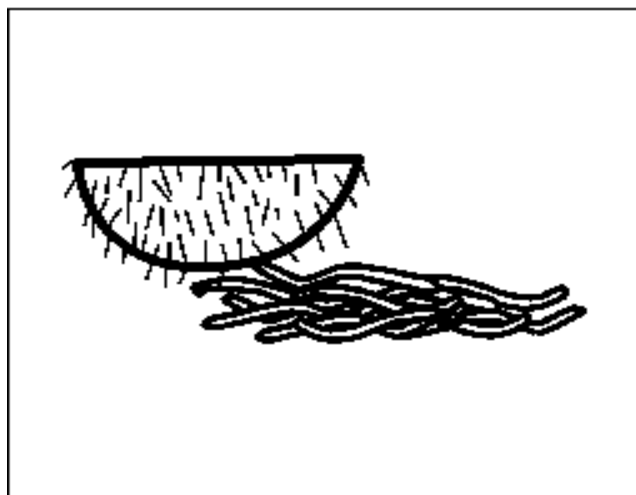
CASA

C

A

S

A



COCO

C

O

C

O

RECORTE AS FIGURAS, PINTE E MONTE A PALAVRA NO SEU CADERNO:



COPO

C

O

P

O



COLA

C

O

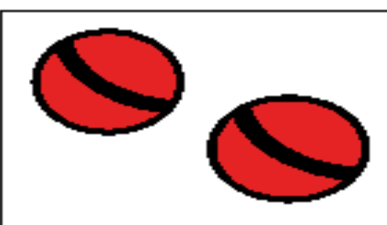

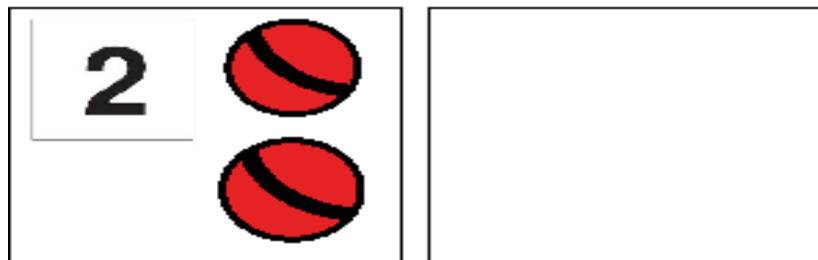
L

A

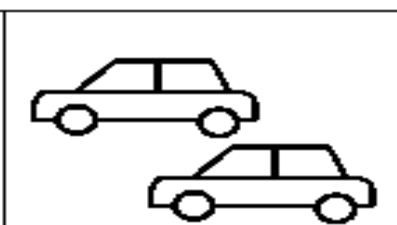
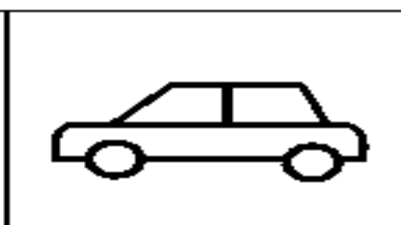
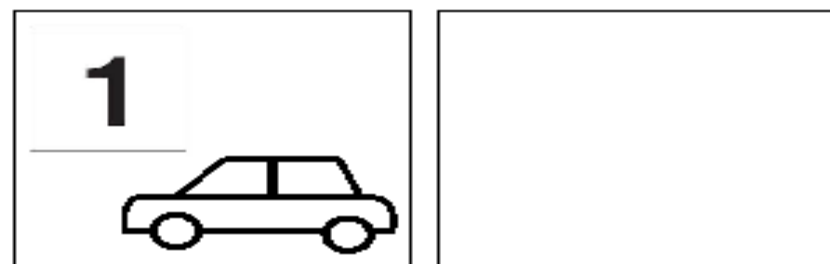
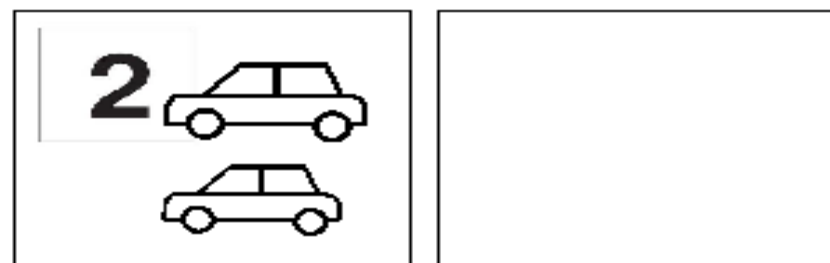
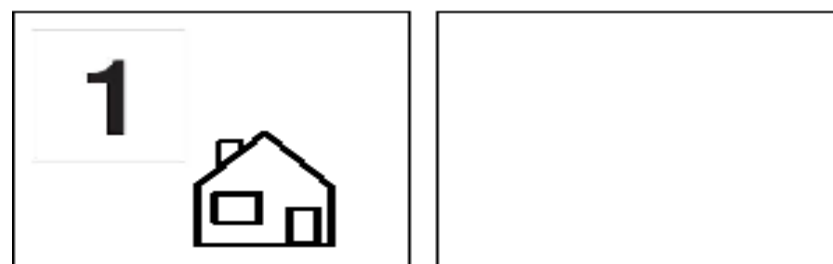
PEÇA PARA ALGUÉM AJUDAR VOCÊ, RECORTE AS FIGURAS E COLE NO LOCAL CERTO:



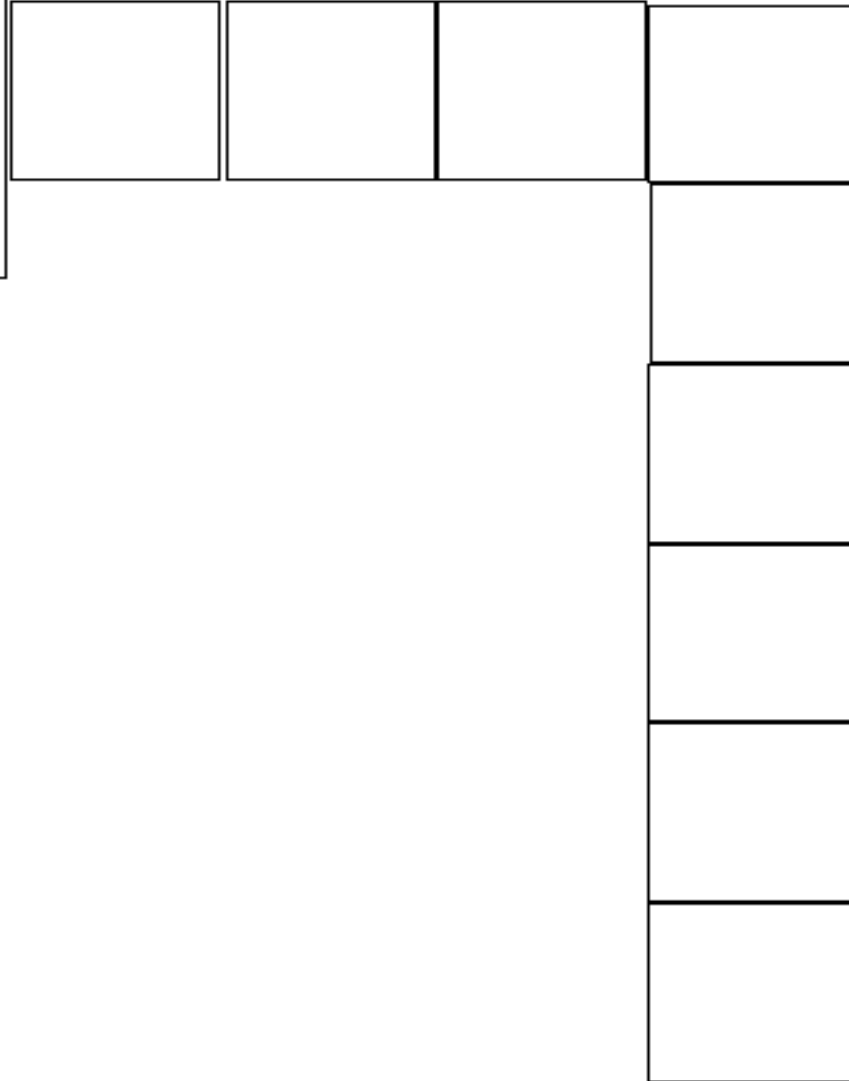

PEÇA PARA ALGUÉM AJUDAR VOCÊ, RECORTE AS FIGURAS E COLE NO LOCAL CERTO:



PEÇA PARA ALGUÉM AJUDAR VOCÊ, RECORTE AS FIGURAS E COLE NO LOCAL CERTO:



FAÇA O CAMINHO ENTRE O CACHORRO E A CASA COLOCANDO O NÚMERO 2 NOS QUADRADOS:



COLE OS NÚMEROS NO LOCAL CERTO:

1

2

1

1

1

1

1

1

1

1

1

2

2

2

2

2

2

2

2

2

COLE OS NÚMEROS NO LOCAL CERTO. PEÇA PARA ALGUÉM AJUDAR VOCÊ A RECORTAR OS NÚMEROS:

2

1

1

2

2

1

2

1

2

1

2

1

2

1

2

1